

A Christmas Carol Game

Directions to parent/teacher:

1. Print the game board
2. Game pieces can be cut and folded
3. Have fun!

*These materials were developed to assist in preparing students for the performance. Some were obtained and adapted from the internet and/or Boardmaker Share
By Behavior and Curriculum Intervention Specialists Jessica Ambrose and Rachel Avner Torrance.*

Start



Humbug!
Loose a turn!



Be
stingy to loved
ones back 2!



question



Meet
Marley Back to
Start!



question



See the Ghost
of Xmas Present
Go back 3!



Humbug!
Loose a turn!



Merry
Christmas!
You win!



Eat
Fuggy Pudding
Stay Here



Christmas Carol

by Charlie Dickens ruined by Pete Wells

The Board Game!

question



Ghost of
Xmas Past Go
back 4!



question



Buy a nice
goose. Go
ahead 2.



question



question



donate to
the poor go
ahead 1



The icy
Fingers of Xmas
Future Got You
Loose a Turn!



Ghost of
Xmas Future
Go into the Future
one space!




Humbug!
Loose a turn!



Game pieces

Directions to have each piece stand up:


1. Cut out each piece along the black lines.
2. Fold each red line.
3. Tape the top and sides together.




Choice Board

(for answering questions)


silk scarves



chain




beard



coins




ice



silk scarves



Bah Hum Bug!



wind



gravestone



Questions

(for when players land on the "question space")

1. Show me something that is made of metal and used to tie something up.
2. Show me something that smells nice and is used in baking.
3. Show me something that grows on a man's face.
4. Show me something that can melt and is very cold.
5. Show me something that is soft, pretty colors and nice to touch.
6. Show me something that is used as money.
7. Show me something made of rock.
8. Show me something that blows.
9. Show me what Scrooge says in the beginning of A Christmas Carol.